

ASSEMBLY INSTRUCTIONS

ITEM DESCRIPTION: BRENNA ENTRY TABLE

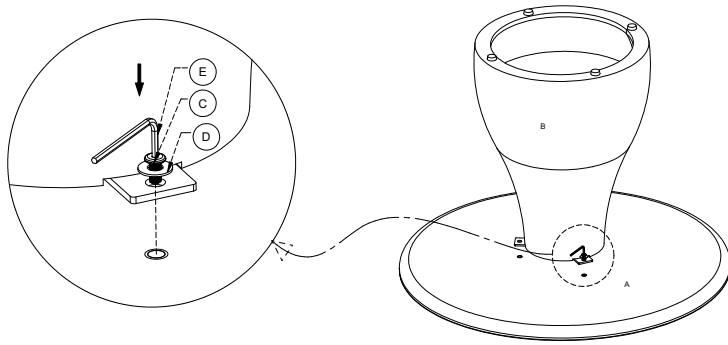
ITEM NO.: FDS07

NAME: BRENNA ENTRY TABLE




MATERIAL TYPE: TOP by lavastone / Leg by pumice concrete

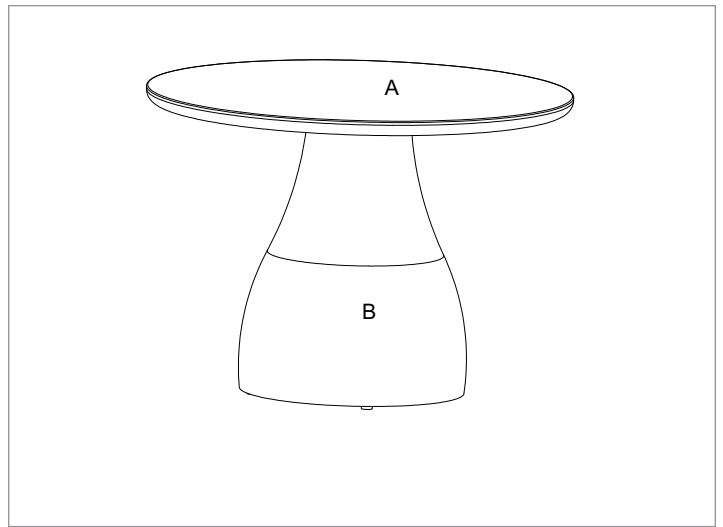
FINISH: ASH LAVA STONE, WHITE PUMICE STONE

ITEM NET WEIGHT: 53 Kgs



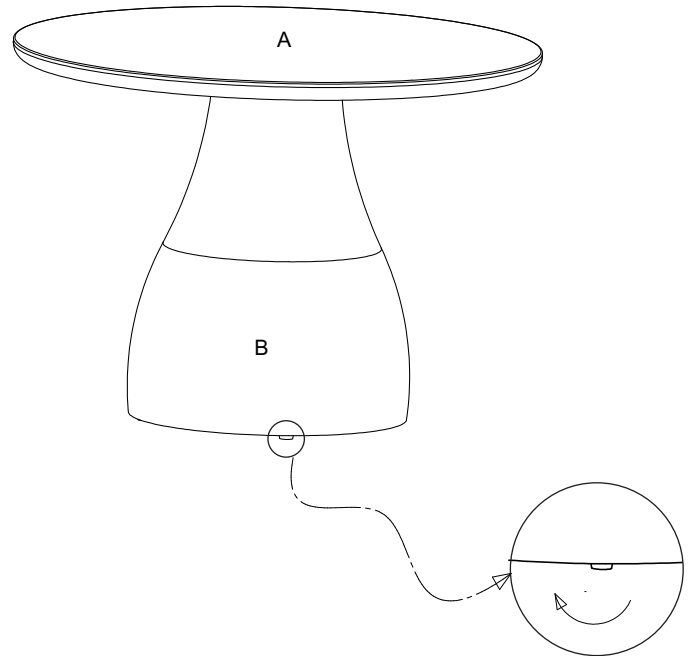
PARTS INCLUDED:

1	TOP	A		QTY: 1 Pc
2	BASE	B		QTY: 1 Pc
3	Bolt M6x20	C		QTY: 3Pcs
4	Washer M8	D		QTY: 3Pcs
5	Allen Key	E		QTY: 1 Pc
				QTY:
				QTY:
				QTY:
				QTY:
				QTY:
				QTY:
				QTY:
				QTY:
				QTY:



TO ASSEMBLE

1. Put the top table on a rug or similar to help product surface from scratching and put the base on the top, after checking all bolts and make sure they are even please tighten bolts fully and assemble
2. Completed assembly, adjust leveler for the flat table top



CARE INSTRUCTIONS:

Wipe with a soft, dry cloth. To protect finish, avoid the use of chemicals and household cleaners.